

A Novel Approach for Cheating Prevention through Visual Cryptographic Analysis

Morampudi Naresh kumar¹ Datrika Srinivas Rao² D.Sravanthi³

¹Dept of Computer Science and Engineering. JNT University, Anantapur, India
nkumarthesis@gmail.com

²Dept of Computer Science and Engineering. Kshatriya College of Engineering, Hyderabad, India. E-Mail:- dsrao111@gmail.com

³Dept of M.C.A. Kshatriya College of Engineering, Hyderabad, India,
E-mail:-dsrao@kcea.ac.in

ABSTRACT

Confidentiality is probably the most common aspect of information security and we need to protect our valuable information and it has become an inseparable issue as information technology is ruling the world now. Cryptography is the study of integer mathematical techniques related aspects of Information Security such as confidentiality, data security, entity authentication and data origin authentication but it is not the only means of providing information security, rather one of the techniques. In this paper, a more secure scheme is given to solve the cheating problem without extra burdens by adopting multiple distinct secret images. Moreover, for sharing these secret images simultaneously, the share construction method of visual cryptography is redesigned and extended by generic algorithms. Visual cryptography is a new technique which provides information security which uses simple algorithm unlike the complex, computationally intensive algorithms used in other techniques like traditional cryptography. This technique allows Visual information (pictures, text, etc) to be encrypted in such a way that their decryption can be performed by the human visual system, without any complex cryptographic algorithms. This technique encrypts a secret image into shares such that stacking a sufficient number of shares reveals the secret image. Shares are usually presented in transparencies. In this paper we provide an overview of the emerging Visual Cryptography (VC) and related security research work done in this area.

KEYWORDS

Contrast, Shares, Pixels, Secret sharing, stacking

1. INTRODUCTION

A secret sharing scheme allows a secret to be shared among a set of participants, P, such that only authorized subsets of P can recover the secret, but any unauthorized subset cannot recover the secret. Even with the remarkable advance of computer technology, using a computer to decrypt secrets is infeasible in some situations. For example, a security guard checks the badge of an employee or a secret agent recovers an urgent secret at some place where no electronic devices are applied. In these situations the human visual system is one of the most convenient and reliable tools to do checking and secret recovery. Visual cryptography (VC), proposed by Naor and Shamir [1], is a method for protecting image-based secrets that has a computation-free decryption process. In the (2, 2) VC scheme each secret image is divided into two shares such that no information can be reconstructed from any single share. Each share is printed in transparencies.

The decryption process is performed by stacking the two shares and the secret image can be visualized by naked eye without any complex cryptographic computations. In the above basic VC scheme each pixel 'p' of the secret image is encrypted into a pair of sub pixels in each of the two shares. If 'p' is white, one of the two columns under the white pixel in Fig. 1 is selected. If p is black, one of the two columns under the black pixel is selected. In each case, the selection is performed randomly such that each column has

50% probability to be chosen. Then, the first two pairs of sub pixels in the selected column are assigned to share 1 and share 2, respectively. Since, in each share, p is encrypted into a black–white or white–black pair of sub pixels, an individual share gives no clue about the secret image. By stacking the two shares as shown in the last row of Fig. 1, if ‘p’ is white it always outputs one black and one white sub pixel, irrespective of which column of the sub pixel pairs is chosen during encryption. If ‘p’ is black, it outputs two black sub pixels.

Hence there is a contrast loss in the reconstructed image. However the decrypted image is visible to naked eye since human visual system averages their individual black–white combinations. The important parameters of this scheme are listed below and be generalized by the no. of pixels to be considered for images

A) Pixel Expansion

Pixel expansion ‘m’, which refers to the number of pixels in a share used to encrypt a pixel of the secret image. This implies loss of resolution in the reconstructed image















	white	Black
Pixel		
Prob		
Share 1	 	 
Share2	 	 
Stack	 	 

Fig. 1- Construction of (2, 2) VC Scheme

B) Quality Of the Image

Contrast ‘a’, which is the relative difference between black and white pixels in the reconstructed image. This implies the quality of the reconstructed image. Generally, smaller the value of m will reduce the loss in resolution and greater the value of ‘a’ will increase the quality of the reconstructed image.

As mentioned above if ‘m’ is decreased, the quality of the reconstructed image will be increased but security will be a problem. So research is focused on two paths

1. To have good quality reconstructed image.
2. To increase security with minimum pixel expansion

This paper provides an overview of this Section I gives details about the Basic model of visual cryptography. Section II summarizes the following research works in visual cryptography and its extensions.

1. Visual cryptography for general access structures
2. Visual cryptography for gray level images.
3. Recursive Threshold visual cryptography
4. Extended visual cryptography for natural images.
5. Halftone visual cryptography.
6. Visual cryptography for color images.
7. Progressive color visual cryptography.
8. Regional incrementing visual Cryptography(RIVC)
9. Segment based visual cryptography.

C) A Basic Model

The basic model of visual cryptography proposed by Naor and Shamir [1] accepts binary image 'I' as secret image, which is divided into 'n' number of shares. Each pixel of image 'I' is represented by 'm' sub pixels in each of the 'n' shared images. The resulting structure of each shared image is described by Boolean matrix 'S' Where $S=[S_{ij}]$ an $[n \times m]$ matrix $S_{ij}=1$ if the j th sub pixel in the i th share is black $S_{ij}=0$ if the j th sub pixel in the i th share is white When the shares are stacked together secret image can be seen but the size is increased by 'm' times. The grey level of each pixel in the reconstructed image is proportional to the hamming weight $H(V)$ of the OR - ed Vector 'V', where vector 'V' is the stacked sub pixels for each original pixel. A solution of the 'n' out of 'n' visual secret sharing consists of two collections of $n \times m$ Boolean Matrices C_0 and C_1 .To share a white pixel, randomly choose one of the matrices from C_0 , and to share a black pixel, randomly choose one of the matrices from C_1 .The following conditions are considered for the construction of the matrices:

- 1 For any 'S' in C_0 , the OR-ed 'V' of 'n' rows satisfies $H(V) = n - am$.
- 2 For any 'S' in C_1 , the OR-ed 'V' of any 'n'.rows satisfies $H(v) = n$.

By stacking fewer than 'n' shares, even an infinitely powerful cryptanalyst cannot gain any advantage in deciding whether the shared pixel was white or black. Let us describe the construction of matrix for (n, n) visual cryptography for $n=3$. $C_0 = \{ \text{all the matrices obtained by permuting the columns complement of } [BI] \}$ $C_1 = \{ \text{all the matrices obtained by permuting the columns of } [BI] \}$ Where, B is the matrix of order $n \times (n - 2)$ which contains only ones I is the identity matrix of order $n \times n$.

$$\text{For } n=3 \text{ } B = \begin{bmatrix} 1 \\ 1 \\ 1 \end{bmatrix} \text{ and } I = \begin{bmatrix} 1 & 0 & 0 \\ 0 & 1 & 0 \\ 0 & 0 & 1 \end{bmatrix}$$

$$\text{Hence } C_1 = \begin{bmatrix} 1 & 1 & 0 & 0 \\ 1 & 0 & 1 & 0 \\ 1 & 0 & 0 & 1 \end{bmatrix} \text{ and } C_0 = \begin{bmatrix} 0 & 0 & 1 & 1 \\ 0 & 1 & 0 & 1 \\ 0 & 1 & 1 & 0 \end{bmatrix}$$

The basic model was then extended to (k, n) threshold cryptography where any 'k' or more shares will reveal the secret image. The construction of 'k' out of 'n' visual secret sharing is similar to the basic model with one difference. That is in basic model the threshold value is n where as here it is k which is the subset of n.

2. Visual Cryptography schemes

2.1. Visual cryptography for general access structures

In (k,n) Basic model any 'k' shares will decode the secret image which reduces security level. To overcome this issue the basic model is extended to general access structures by G. Ateniese, C. Blundo, A. De Santis, and D. R. Stinson[2], where an access structure is a specification of all qualified and forbidden subsets of 'n' shares Any subset of 'k' or more qualified shares can decrypt the secret image but no information can be obtained by stacking lesser number of qualified shares or by stacking disqualified shares. Construction of k out of n threshold visual cryptography scheme for general access structure is better with respect to pixel expansion than [1].the natural generated encrypted schemes .

2.2. Visual Cryptography for Gray level images

Efforts in visual cryptography were restricted to binary images which is insufficient in real time applications. Chang- ChouLin, Wen-HsiangTsai [3] proposed visual cryptography for gray level images by dithering techniques. Instead of using gray sub pixels directly to construct shares, a dithering technique is used to convert gray level images into approximate binary images. Then existing visual cryptography schemes for binary images are applied to accomplish the work of creating shares. The effect of this scheme is still satisfactory in the aspects of increase in relative size and decoded image quality, even when the decoded image quality, even when the still research process.

2.3. Recursive Threshold Visual Cryptography

The (k,n) visual cryptography explained in section I needs 'k' shares to reconstruct the secret image. Each share consists at most $\lceil 1/k \rceil$ bits of secrets. This approach suffers from inefficiency in terms of number of bits of secret conveyed per bit of shares. Recursive threshold visual cryptography proposed by Abhishek Parakh and Subhash Kak [4] eliminates this problem by hiding of smaller secrets in shares of larger secrets with secret sizes doubling at every step. When Recursive threshold visual cryptography is used in network application, network load is reduced.

2.4. Extended Visual Cryptography for natural images.

All of the VC methods suffer from a severe limitation, which hinders the objectives of VC. The limitation lies in the fact that all shares are inherently random patterns carrying no visual information, raising the suspicion of data encryption. Mizuho NAKAJIMA and Yasushi YAMAGUCHI [5]. proposed Extended visual cryptography for natural images constructs meaningful binary images as shares. This will reduce the cryptanalysts to suspect secrets from an individual shares. While the previous researches basically handle only binary images, [5] establishes the extended visual cryptography scheme suitable for natural images.

2.5. Halftone Visual Cryptography.

The meaningful shares generated in Extended visual cryptography proposed by Mizuho NAKAJIMA and Yasushi YAMAGUCHI [5] was of poor quality which again increases the suspicion of data encryption. Zhi Zhou, Gonzalo R. Arce, and Giovanni Di Crescenzo proposed halftone visual cryptography which increases the quality of the meaningful shares. In halftone visual cryptography a secret binary pixel 'P' is encoded into an array of $Q_1 \times Q_2$ ('m' in basic model) sub pixels, referred to as halftone cell, in each of the 'n' shares. By using halftone cells with an appropriate size, visually pleasing halftone shares can be obtained. Also maintains contrast and decoded image quality, even when the security.

2.6. Visual Cryptography for colour images

The researches in visual cryptography leads to the degradation in the quality of the decoded binary images, which makes it unsuitable for protection of color image .F. Liu,C.K. Wu X.J. Lin proposed a new approach on visual cryptography for colored images. They proposed three approaches as follows:

1. The first approach to realize color VCS is to print the colors in the secret image on the shares directly similar to basic model. It uses larger pixel expansion which reduces the quality of the decoded color image.
2. The second approach converts a color image into black and white images on the three colors channels (red, green, blue or equivalent cyan, magenta, yellow), respectively, and then apply the black and white VCS to each of the color channels. This results in

decrease of pixel expansion but reduces the quality of the image due to half tone process.

The third approach utilizes the binary representation of the color of a pixel and encrypts the secret image at the bit-level. This results in better quality but requires devices for decryption.

2.6.1. Progressive visual cryptography

In traditional Color Visual Cryptography, loss of contrast makes VCS practical only when quality is not an issue, which is quite rare. The application of digital halftoning techniques results in some downgrading of the original image quality due to its inherently lossy nature and it is not possible to recover the original image from its halftone version. Duo Jin Wei-Qi Yan, Mohan S, Kankanhalli [6] proposed a new encoding method that enables us to transform gray-scale and color images into monochrome ones without loss of any information. Incorporating this new encoding scheme into visual cryptography technique allows perfect recovery of the secret gray-scale or color image.

2.6.2 Regional incrementing Visual Cryptography

VC schemes mentioned above usually process the content of an image as a single secret i.e. all of the pixels in the secret image are shared using a single encoding rule. This type of sharing policy reveals either the entire image or nothing, and hence limits the secrets in an image to have the same secrecy property. Ran-Zan Wang [7] proposed Region Incrementing Visual cryptography for sharing visual secrets in multiple secrecy level in a single image. The 'n' level RIVC scheme, an image S is designated to multiple regions associated with secret levels, and encoded to shares with the following features:

- (a) Each share cannot obtain any of the secrets in S,
- (b) Any $t(2 < t < n+1)$ shares can be used to reveal $(t-1)$ levels of secrets
- (c) the number and locations of not-yet-revealed secrets are unknown to users,
- (d) all secrets in S can be disclosed when all of the $(n+1)$ shares are available,

3. Segment Based Visual Cryptography

The VC Methods mentioned above is based on pixels in the input image. The disadvantage of pixel based visual cryptography is loss in contrast of the reconstructed image which is directly proportional to pixel expansion 'm'. A New approach proposed by Bernd Borchert [8] was based on segments which takes pixels as the smallest unit to be encrypted. The advantage of segment based over pixel is that it may be easier for the human eye to recognize the symbols, The messages consists of numbers can be encoded by segment based visual cryptography using seven segment Display .

Input: none.
Fake share construction phase:
The MO chooses a fake image and does the following:
1) Encode the fake image into two fake shares FS_1 and FS_2 with the optimal (2, 2)-VCS.
2) Generate enough pairs of fake shares $FS_{1,i}$ and $FS_{2,i}$ with various sizes and subpixel distributions, $1 \leq i \leq r$ for some r .
Image reconstruction phase (the fake image):
Let $Y = \{P_{i_1}, P_{i_2}, \dots, P_{i_q}\} \notin Q$. The stacking of $S_{i_1}, S_{i_2}, \dots, S_{i_q}$ and two fake shares $FS_{1,c}$ and $FS_{2,c}$ shows the fake image for some $c, 1 \leq c \leq r$.

3.1 Security issues

Horn et al. proposed that cheating is possible in (k, n) VC when k is smaller than n . There are two types of cheaters in VC. One is a malicious participant (MP) who is also a legitimate participant, namely $MP \in P(\text{Qualified participant})$ and the other is a malicious outsider(MO), where $MP \notin P$. A cheating process against a VCS consists of the following two phases:

1. Fake share construction phase: the cheater generates the fake shares

2. Image reconstruction phase: the fake image appears on the stacking of genuine shares and fake shares. In order to cheat successfully, honest participants who present their shares for recovering the secret image should not be able to distinguish fake shares from genuine shares. A reconstructed image is perfect black if the sub pixels associated to a black pixel of the secret image are all black. Most proposed VC schemes have the property of perfect blackness. An example of the cheating process is shown in fig.2 Some of common ways how MO and MP cheats visual cryptography are

1. Cheating a VC by an MP
2. Cheating a VC by an MO
3. Cheating an EVCS by an MP.
4. Cheating Prevention Algorithm

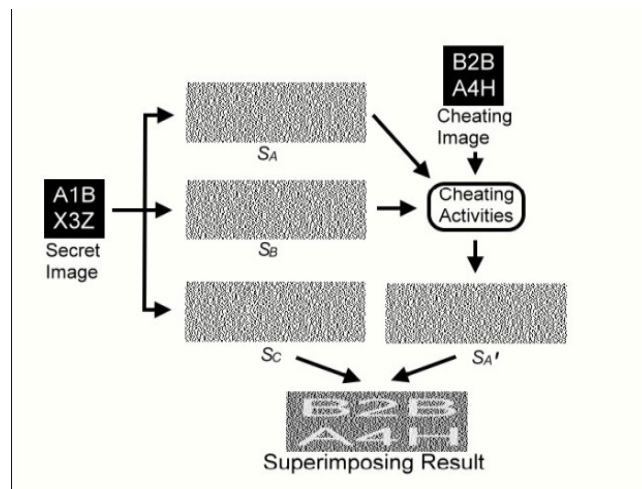


Fig. 2- The Cheating Process

3.2 Cheating a VC by an MP

A qualified participant can also be a cheater, where the participant uses his original share to create a fake share. By doing so, he will try to cheat the other genuine participants because the fake share generated will be indistinguishable from the original shares and also the decoded output image will be different from the original secret image. The process of cheating is shown in the fig.3

3.3 Cheating a VC by an MO

A disqualified participant called as MO Fig. 3- Cheating a VC by an MP will create fake shares by using some random images as input and will try to decode the original image. The MO will try to create fake shares of different sizes because the size of the original share may vary. The process is shown below in fig 3.




Fig. 4- Cheating a VC by an MO

3.4. Cheating an EVCS by an MP

The Qualified participant creates the fake share from the genuine share by interchanging the black pixels by the white pixels which leads to less contrast of the reconstructed image. The less contrast in reconstructed image will be hard to see the image. The fake image in the stacking of the fake shares has enough contrast against the background since the fake image is recovered in perfect blackness. The process is shown below in fig 3.5




Fig. 5- Cheating an EVCS by an MP

3.5 Cheating Prevention Algorithm

The Cheating method explained in section 3.1 is prevented by Robust cheating prevention algorithm proposed by chih ming hu and wen guey tzeng [9].The cheating prevention method has following features

- 1) It does not rely on the help of an on-line TA. Since VC emphasizes on easy decryption with human eyes only, we should not have a TA to verify validity of shares. The increase to pixel expansion should be as small as possible.
- 2) Each participant verifies the shares of other participants. This is somewhat necessary because each participant is a potential cheater.
- 3) The verification image of each participant is different and confidential. It spreads over the whole region of the share. We have shown that this is necessary for avoiding the described attacks.
- 4) The contrast of the secret image in the stacking of shares is not reduced significantly in order to keep the quality of VC.
- 5) A cheat-preventing method should be applicable to any VCS.

4. Conclusion

In order to hide the secrecy we go for expansion and increasing of the number of shares, but this affects the resolution. Therefore an optimum number of shares are required to hide the secrecy. At the same time security is also an important issue. Hence research in VC is towards maintaining the contrast at the same time maintaining the security.

References

- [1] Naor, M., and Shamir, A. (1995), Visual cryptography, in “Advances in Cryptology Eurocrypt '94” (A. De Santis, Ed.), Lecture Notes in Computer Science, Vol. 950, pp. 112, Springer-Verlag, Berlin..
- [2] G. Ateniese, C. Blundo, A. De Santis, D. R. Stinson, Visual cryptography for general access structures Proc. ICAL96, Springer, Berlin, 1996, pp. 416-428.
- [3] Chang-Chou Lin, Wen-Hsiang Tsai, Visual cryptography for gray-level images by dithering techniques, Pattern Recognition Letters, v.24 n.1-3.
- [4] Abhishek Parakh, Subhash Kak: A Recursive Threshold Visual Cryptography Scheme CoRR abs/0902.2487: (2009).
- [5] Nakajima, M. and Yamaguchi, Y., Extended visual cryptography for natural images. Journal of WSCG. v10 i2. 303-310.
- [6] Jin, D., Yan, W. and Kankanhalli, M.S., Progressive color visual cryptography. J. Electron. Imaging v14 i3.
- [7] M. Krause and H.-U. Simon, “Determining the optimal contrast for secret sharing schemes in visual cryptography,” *Combin., Probab., Comput.*, vol. 12, no. 3, pp. 285–299, 2003.
- [8] R. Ito, H. Kuwakado, and H. Tanaka, “Image size invariant visual cryptography,” *IEICE Trans. Fundam. A*, vol. E 82, no. 10, pp. 2172–2176, 1999.
- [9] M. Naor and B. Pinkas, “Visual authentication and identification,” in *Proc. Advances in Cryptology*, 1997, vol. 1294, LNCS, pp. 322–336.

- [10] M. Naor and A. Shamir, "Visual cryptography," in *Proc. Advances in Cryptology*, 1994, vol. 950, LNCS, pp. 1–12.
- [11] A. Shamir, "How to share a secret," *Commun. ACM*, vol. 22, no. 11, pp. 612–613, 1979.
- [12] M. Tompa and H. Woll, "How to share a secret with cheaters," *J. Cryptol.*, vol. 1, no. 2, pp. 133–138, 1988. [22] W.-G. Tzeng and C.-M. Hu, "A new approach for visual cryptography," *Designs, Codes, Cryptog.*, vol. 27, no. 3, pp. 207–227, 2002.
- [13] E. R. Verheul and H. C. A. Van Tilborg, "Constructions and properties of k out of n visual secret sharing schemes," *Designs, Codes, Cryptog.*, vol. 11, no. 2, pp. 179–196, 1997.
- [14] D. Q. Viet and K. Kurosawa, "Almost ideal contrast visual cryptography with reversing," in *Proc, Topics in Cryptology*, 2004, vol. 2964, LNCS, pp. 353–365.
- [15] C.-N. Yang, "New visual secret sharing schemes using probabilistic method," *Pattern Recognit. Lett.*, vol. 25, no. 4, pp. 481–494, 2004.
- [16] C.-N. Yang and C.-S. Lai, "Some new types of visual secret sharing schemes," in *Proc. Nat. Computer Symp.*, 1999, vol. 3, pp. 260–268.

Authors



Morampudi Naresh kumar is working as an Assistant Professor, Department of CSE in Vidya vikas Institute of Technology. He received his B.Tech Degree in Information Technology from Godavari Institute of Engineering and technology Andhra Pradesh. He received his M.Tech Degree in Computer Science & Engineering from JNT University Anantapur. His areas of interest are Image Processing, Data Mining & Network security. He published several journal articles and Conference papers, in the areas of Image Processing, Data Mining & Network security.



Datrika Srinivas Rao is working as Associate Professor, Department of CSE in Kshatriya College of Engineering, Hyderabad. His research interests Artificial Intelligence Data Communication and Computer Networks

D.Sravanthi Rao is working as Assistant Professor, Department of M.C.A in Kshatriya College of Engineering, Hyderabad. His research interests Software Engineering, Data ware Housing and Data Mining, Computer Graphics, Database Management system.